

# Sound Booth Start-Up Procedure

Working from right to left, standing in the Sound Booth:

#		
1	<p>Turn on the LIVESTREAM2 computer monitor by sliding your finger along the bottom of the lower monitor bezel from right to left. When you hit the first button on the bottom of the bezel, press it to turn on the monitor.</p>	
2	<p>Repeat Step #1 with the next monitor to the left. This turns on the MultiView monitor screen</p>	
3	<p>Turn on power to the ATEM Mini Extreme Audio/Video switch by clicking ON the rightmost red/white switch plugged into the power strip.</p>	
4	<p>Turn on the TASCAM mixer by clicking on the rocker switch on the left rear of the mixer. The LCD screen on the mixer should light up when the mixer is ON.</p>	

5 Turn on the PA amplifier by pressing the button between the two channel volume knobs on the front of the amp.



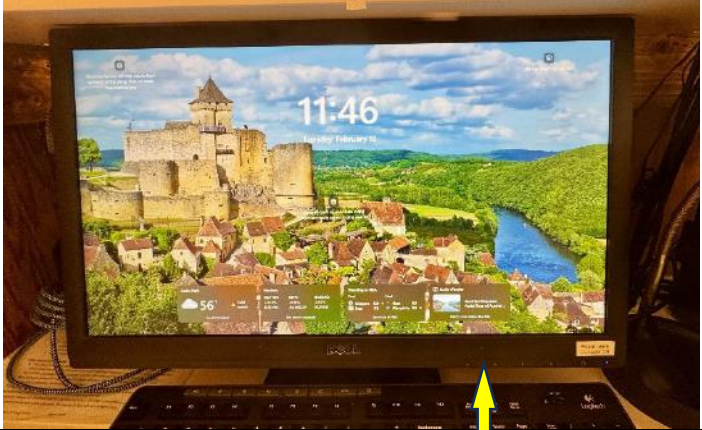
6 Turn on PoE (Power over Ethernet) power to the cameras and joystick by clicking ON the leftmost red/white switch plugged into the power strip.







7 Turn on the camera operator's monitor by pressing the button on the FRONT right lower portion of the monitor bezel.



8 Turn on the slide show SANCTAV4 computer monitor by sliding your finger along the bottom of the lower monitor bezel from right to left. When you hit the first button on the bottom of the bezel, press it to turn on the slide show computer monitor.





9	<p>Turn on the wall camera microphone (over near the piano) by sliding the ON/OFF switch (leftmost switch) from top to bottom. A blue light will come on when the microphone is ON. If the blue light does not come ON, replace the battery by unscrewing the end cap and replacing the single AA rechargeable battery. Observe polarity. The positive battery terminal points out.</p>	
10	<p>Turn on the rear-facing Epson projector by using the Epson remote which is in a box on the shelf in the Sound Booth.</p>	
11	<p>Turn on the front-facing NEC projector by using the NEC remote which is in a box on the shelf in the Sound Booth.</p>	
12	<p>In the Narthex . . . Turn on the Narthex TV by using the Vizio remote. The Vizio remote is on a slide-out tray in the coffee table.</p>	

Congratulate yourself on a job well done! 😊

nmh 18Feb25